

Kay Carl Elementary School

5625 Corbett Street, Las Vegas, NV 89130

kaycarl.net T: 702-799-6650

Keep attendance up during the winter months!

Many factors contribute to a child being able to attend school, every day on time. Parents and guardians play a pivotal role in making sure that children stay healthy, warm, and have ways to get to school even on bad-weathered days. Even though the holidays are a fun time to enjoy with your family and friends, remember how important your child's learning is. Try to make it a priority for your child to be on time to school—alert and ready to learn each day. It takes a joint effort to fight for regular attendance for all students—let's work together towards consistent attendance this winter season!



Source: attendanceworks.org

Fifth Grade Folklore

Thank you for your continued support!

5th Grade SPOTLIGHT!!

Reading and Writing: We hope to continue working with your family to make this year a great one! In reading and writing, we continue to tackle the new reading series HMH and Writable. The writable assignments require the students to respond in a 2-step process. They must locate all text evidence that will support the question before they are able to write the response. We continue to work on quarter 2 AR Goals. Students have set individualized goals that should be met by December 15th. Please make sure you are encouraging nightly reading. Children who read daily and take quizzes on their comprehension have higher reading levels and score better on state assessments. Happy Reading!!



Upcoming Events

December 8

Kid Zone 6-9:30 p.m.: must have registered by the deadline

December 12

Crystal Palace 4-8 p.m.

December 12

SOT Meeting @ 3:45 p.m.

December 14

Winter Festival 6-8 p.m.

December 18- January 1

NO SCHOOL: Winter Break

Highlights in this Issue

First Grade Fairytale	2
Art Sketchbook	2
Second Grade Short Story	3
Fourth Grade Fantasy	3
KIDS Mystery	3
Third Grade Thriller	4
Kindergarten Literature	4
Preschool Picture Book	5
Goldilocks' Guide	5
Holiday Fun	6
ECSE Edition	7
Kindness Calendar	7
Inside Edition	8

First Grade Fairytale

In First Grade, we are finishing up our winter benchmarks to show how much students have grown since the beginning of the school year. In math students are focusing on place value and counting to 120. In reading we continue to learn about text features and central ideas of an informational text. First grade is also researching and writing about reindeer. Continue to read with your child at home and discuss what he/she is learning at school!



Art Sketchbook

Simple Ways That Art Can Bring Parents and Children Closer Together

Talk with kids about their creations. The key is to describe what you see in their work and ask open-ended questions, instead of asking if their scribbles are a bird or a tree.

“This tells the child that you are looking carefully and are interested in their ideas, developing their feelings of competence and confidence,” says Molly H. Campbell, Programs and Operations Manager of the San Francisco Children’s Art Center.

Make art together—at home. Sit down with your child and create something together. “It’s very encouraging for children to know that their parents are willing to participate in activities with them,” says Adrienne Russell, a Kansas City, Missouri-based arts consultant, “especially if it’s something the adults have never done before or have little experience with.” Painting, drawing or sculpting force us to stop multitasking and focus on the project at hand, as well as the person we’re doing it with.



Show youngsters art as an expression of culture. Tangible objects make the abstract idea of tradition real to preschoolers. Point out the different styles of textiles, pottery, or painting used in your family’s heritage and in traditions from different parts of the world. Holidays often bring excellent opportunities for multicultural crafts, such as decorating sugar skulls for Dia de los Muertos or making kites for Japanese Children’s Day.


Visit art museums as a family. Gone are the days when galleries were by definition child-free zones. “In the past ten to fifteen years, there has been a growing consensus among museums that providing informal learning experiences for young visitors is vital,” explains Russell. Many establishments, from the Metropolitan Museum of Art to local institutions, now have hands-on workshops or storytelling programs geared to the smallest guests. Log on to the museum’s website ahead of time to check for children’s events and to see if there are any family visitor’s guides to download. Preview the current exhibits with your children and let them help decide which ones to visit. Weekday mornings are often the least crowded time for museums, and often when preschoolers are most attentive.



Source: pbs.org

Second Grade Short Story

Second grade has continued working hard on our second grade standards this year and can't believe we are coming to the end of our first semester. In reading, we have been working on Main Idea and Details within multi paragraph informational texts. We have also been using context clues and text features to gain better understanding. Please encourage your child to read for at least 20 minutes each day and encourage them to take their AR (Accelerated Reader) tests on the books that they are reading. We have started learning to write friendly letters and will be writing to pen pals within the school. In language we are working on



adjectives, adverbs, and collective nouns. In math we've been working on 2-D and 3-D shapes and recognizing their attributes. We are moving right along into partitioning shapes and learning fractions.

Fourth Grade Fantasy

In fourth grade we are:

In math we just finished up our unit on multiplication and division. This unit taught us how to multiply and divide multi digit numbers based on our multiplication facts. We utilized these skills to help us solve multistep word problems. We used the CUBES strategy to analyze our questions and solve them. We are now moving into our fractions unit where we will be adding, subtracting and multiplying fractions. Once again, this will depend heavily on our multiplication facts.

In reading we are currently analyzing the Storyworks story "The Shattered Land," by Lauren Tarshis. This is a story that takes place in 1960's Alaska. A devastating earthquake strikes Alaska and they are unprepared for it. Through this story the students will



focus on vocabulary, point of view, chronological order, and retelling. Students will rewrite the story as a narrative, placing themselves as the main character.

KIDS Mystery

Ms. Kassie's class is working on beginning word sounds and how to write our letters. We can write our names, and identify our friends'



News You Can Use

Conversation Starters

Holiday breaks from school can be long for both kids and adults. Take advantage of the time away from school to get your family talking about fun, new topics. Try some of the following conversation starters during car rides, meal time or a walk to the park.

- If you could design your own school, what would it look like?
- What are the most interesting things about you?
- What's one of your favorite jokes?
- If we all lived in a zoo, what animals would we be?
- What do you think your parents need to remember about being a kid?
- What would you do if you could fly for a day?
- If you could be a character from any book, what character would you be?
- If you could invite any person to dinner, who would you invite?
- If you could take a trip anywhere, where would you go?

Source: playworks.org

names as well! We are also working on numbers 11-20, and counting up to 20. Sometimes, we can count to 100! We are learning about Christmas and Hanukkah, and perfecting our fine motor skills through many crafts. Our listening skills are improving, since we are following directions more and becoming very independent. School is so fun and we hate when we have to leave at the end of the day.



Third Grade Thriller

Third graders learned about the story of Ruby Bridges, the first African American child to desegregate William Frantz Elementary School, in 1960. We read about how her bravery helped pave the way for Civil Rights action in the American South. On Tuesday, November 14th, our class, along with many classes across the nation, participated in Ruby Bridges Walk to School Day. This is an annual day of dialogue to commemorate her historic steps. We walked around the perimeter of the school block with the flags, stickers, bracelets and bags that were granted to us for this special day.



We also read Balloons Over Broadway by Melissa Sweet. This is a biography about Tony Sarg, the creator of the original Macy's Day Parade Balloons. We had a great time making our own "balloon floats" and having a mini parade for our fellow third graders!

Kindergarten Literature

Our second annual KCES Thanksgiving Parade was a grand spectacle of sights and sounds. From our adorable turkey, to the amazing musicians, to the fun floats, and our delightful Mr. and Mrs. Claus, everyone did a great job. The participants had as much fun as our audience.

All of the kindergarten classes will be spicing up the month of December with all things gingerbread. Ask your kiddos how many gingerbread stories they have read.

First semester report cards will be available to view on Infinite Campus December 18. Remember that kindergarteners do not earn letter grades. You will see "1" for skills that have not yet been mastered or "2" for skills that have been mastered.

Announcements

Acknowledgements

Thank you for all of your support for our recent fundraisers. We are thankful for the wonderful community that we have surrounding us. The monies raised will be used for student incentives and events, A.R. prizes, etc.

- Crystal Palace- \$174

Winter Events around town

Winter Break allows for extra family time. Here are a few events happening in the valley:

- Enchant Christmas
- Glittering Lights at the Las Vegas Motor Speedway
- Ethel M Chocolate Factory Holiday Cactus Garden
- Santa's Wonderland at Bass Pro Shops
- Magical Forest at Opportunity Village
- Summerlin Rock Rink
- Christmas Wagon Rides at Gilcrease Orchard



When we return from break, we will be gearing up for our 100th day of school, which is a very special day in kindergarten. We will have lots of fun activities revolving around the number 100. Stay tuned for your teacher's dress up theme on that day.

Preschool Picture Book

Mrs. Allen's Preschool classes will be doing all things holiday fun! We will work on reindeer, gingerbread men, and creating many holiday crafts.



Students are starting to get the hang of tracing their names. After break we will copy our names and write them independently. Each day we review the alphabet letters and sounds, clapping out syllables in words and counting. Have a wonderful holiday!

Goldilocks' Guide

Working well with others is a vital skill for school and life



There's a lot to be said for encouraging children to show leadership. But, let's face it—some kids are just plain bossy. They won't take turns. They won't share. They won't listen to what anyone says. In school and life, your child will be expected to work with others. So, whether there is a group project in social

studies or a student council meeting, your child needs to know how to cooperate. To reinforce this skill:

- **Allow family members** to take turns making decisions for everyone—from which movie to watch this weekend to what to have for dinner.
- **Establish basic house rules.** For example, if one child chooses the game, the other gets the first turn.
- **Teach fair ways to make decisions.** Have your children play "rock, paper, scissors" to see who gets on the computer first. Flip a coin to decide who takes the first bath.
- **Talk about the importance** of being open-minded and respectful of other people's ideas, opinions and perspectives.
- **Offer praise** when your child thinks of others. "That was nice of you to let your brother pick the cookie he wanted first."

Independent play enhances your child's mental health

Does your child love to build things with blocks? Swing from the monkey bars? There's more to playtime than just having fun—in fact, new research shows that independent play can improve children's mental health. Not only does free play bring kids joy, it also helps them solve problems and even overcome fears. In addition, play is an effective stress reliever— after all, it's hard to feel stressed when you're blowing bubbles or pretending to be a superhero! To encourage independent play, provide your child with:



- **Time.** Allow plenty of free time each day. While structured activities like sports and music lessons have many benefits, a busy schedule can interfere with playtime.
- **Materials.** Give your child a variety of things to play with, including building toys, art supplies and props for pretend play. “Toys” don’t have to cost a lot—your child can turn cardboard boxes into castles or locomotives, and your old clothing is ideal for playing dress-up. Items from nature, like acorns, rocks and twigs, make great playthings, too.
- **Encouragement.** Support your child in taking positive “risks” like climbing a low playground rock wall, balancing on a fallen log, getting messy by playing in the mud, etc. These experiences boost confidence and promote a “can-do” attitude that can lead to greater mental well-being.
- **Independence.** Let your child be in charge during playtime. Choosing what to play with and how to play with it maximizes the mental health benefits of independent play.

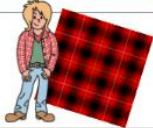








Source: “‘All work, no independent play’ cause of children’s declining mental health,” Florida Atlantic University.

Holiday Fun

Join in the fun and participate in our spirit dress days for December!

12 Days of December

1 Fri. 12/1	SPiRiT of the Season: wear your holiday colors to start the countdown!	7 Mon. 12/11	Channel Your Flannel: wear flannel or plaid 
2 Mon. 12/4	Mistletoes: Cover up those toes in cozy holiday socks 	8 Tue. 12/12	Two Turtle Doves: Dress Like twins with a friend 
3 Tue. 12/5	Tree Topper: Dig out your favorite holiday hat, headband, or tree topper to wear.	9 Wed. 12/13	Mickey's Magical Christmas: Mickey, Minnie, & Friends - Disney Dress-Up Day 
4 Wed. 12/6	Silent KNIGHT: wear your Vegas Gear: Knights, Raiders, ACES, Lights, etc. 	10 Thur. 12/14	Favorite Holiday Icon: Dress as your favorite - Santa, Mrs. Clause, Elf, Gingerbread, Rudolph, etc.
5 Thur. 12/7	Sweater weather: wear a holiday sweater or sweatshirt. 	11 Fri. 12/15	Polar Express: School-appropriate PJs & a small-sized stuffy. 
6 Fri. 12/8	Holiday Movie Marathon: Dress like a holiday movie character (Frosty, Grinch, etc.)	12	Happy Holidays & Happy New Year!








November leaves were fun but snowflakes are even better! Ms. Terri's class will be exploring all things cold. From snow, to snowmen and the clothes we wear. To the animals that live in the cold and which animals hibernate. We wish all our families a happy, healthy holiday season and a Happy New Year!

Monthly Kindness Calendar

DECEMBER 2023

RANDOM ACTS OF KINDNESS
FOUNDATION®

SUN	MON	TUE	WED	THU	FRI	SAT																																																																																																																
26	27	28	29	30	1 Spend some time listening to some cheerful holiday music.	2  Get outside for some stargazing.																																																																																																																
3 Send a care package to a children's hospital.	4 Think of a way to become more organized in your schoolwork.	 5 Contribute toys to your local Toys for Tots campaign.	6 Create a kindness tree. Ask classmates to help decorate it.	7 Send cheerful holiday cards with inspiring quotes to hospitalized children using the Cardz for Kidz service.	8 Bring some festivity to your school; decorate your classroom.	9 Send a holiday care package to a deployed service member.																																																																																																																
10 Name a star after someone at nameastar.com.	11 Make a list of five things for which you are grateful.	12 Plan to wear an outfit that makes you feel great tomorrow.	13 Compliment a teacher's style.	14 Post a positive quote on your classroom door.	15 Show a friend how much you appreciate them in a unique way.	16 Give a treat to your delivery workers.																																																																																																																
17 Distribute hand warmers to the unhoused in your community.	 18 Turn off the lights, heaters, and fans that are not in use.	19 Create an image of your favorite winter activity.	20 Write a note of thanks to your classroom aides.	 21 Create holiday cards for your family members.	22 Do something you love: go for a walk, draw, read, write, yoga. Whatever it is, do it for you!	23 Gift a loved one an experience rather than a material gift.																																																																																																																
24 Treat yourself to a delicious dessert.	25 Hand out candy canes with a note wishing the recipient a joyful holiday season.	26 Call a friend to catch up.	27 Play with your siblings or neighbor's children so the parents can have time to recharge.	28 Listen to a guided meditation.	29 Take today to rest and enjoy the end of the year.	30 Set intentions for the new year. What goals do you hope to accomplish?																																																																																																																
31 Call someone you miss.	 1	2	3	4	<table border="0"> <tr> <th colspan="7">NOVEMBER</th> <th colspan="7">JANUARY</th> </tr> <tr> <td>S</td><td>M</td><td>T</td><td>W</td><td>Th</td><td>F</td><td>S</td> <td>S</td><td>M</td><td>T</td><td>W</td><td>Th</td><td>F</td><td>S</td> </tr> <tr> <td>29</td><td>30</td><td>31</td><td>1</td><td>2</td><td>3</td><td>4</td> <td>31</td><td>1</td><td>2</td><td>3</td><td>4</td><td>5</td><td>6</td> </tr> <tr> <td>5</td><td>6</td><td>7</td><td>8</td><td>9</td><td>10</td><td>11</td> <td>7</td><td>8</td><td>9</td><td>10</td><td>11</td><td>12</td><td>13</td> </tr> <tr> <td>12</td><td>13</td><td>14</td><td>15</td><td>16</td><td>17</td><td>18</td> <td>14</td><td>15</td><td>16</td><td>17</td><td>18</td><td>19</td><td>20</td> </tr> <tr> <td>19</td><td>20</td><td>21</td><td>22</td><td>23</td><td>24</td><td>25</td> <td>21</td><td>22</td><td>23</td><td>24</td><td>25</td><td>26</td><td>27</td> </tr> <tr> <td>26</td><td>27</td><td>28</td><td>29</td><td>30</td><td>1</td><td>2</td> <td>28</td><td>29</td><td>30</td><td>31</td><td>1</td><td>2</td><td>3</td> </tr> <tr> <td>3</td><td>4</td><td>5</td><td>6</td><td>7</td><td>8</td><td>9</td> <td>4</td><td>5</td><td>6</td><td>7</td><td>8</td><td>9</td><td>10</td> </tr> </table>		NOVEMBER							JANUARY							S	M	T	W	Th	F	S	S	M	T	W	Th	F	S	29	30	31	1	2	3	4	31	1	2	3	4	5	6	5	6	7	8	9	10	11	7	8	9	10	11	12	13	12	13	14	15	16	17	18	14	15	16	17	18	19	20	19	20	21	22	23	24	25	21	22	23	24	25	26	27	26	27	28	29	30	1	2	28	29	30	31	1	2	3	3	4	5	6	7	8	9	4	5	6	7	8	9	10
NOVEMBER							JANUARY																																																																																																															
S	M	T	W	Th	F	S	S	M	T	W	Th	F	S																																																																																																									
29	30	31	1	2	3	4	31	1	2	3	4	5	6																																																																																																									
5	6	7	8	9	10	11	7	8	9	10	11	12	13																																																																																																									
12	13	14	15	16	17	18	14	15	16	17	18	19	20																																																																																																									
19	20	21	22	23	24	25	21	22	23	24	25	26	27																																																																																																									
26	27	28	29	30	1	2	28	29	30	31	1	2	3																																																																																																									
3	4	5	6	7	8	9	4	5	6	7	8	9	10																																																																																																									

Visit www.randomactsofkindness.org for more kindness ideas.

© The Random Acts of Kindness Foundation



Clark County School District How to Access a Campus Parent Account Campus Parent

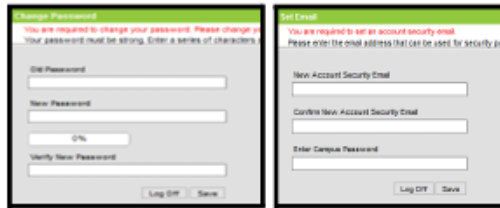
Campus Parent Accounts

The purpose of this document is to provide guidance on how to access a Campus Parent portal or mobile app account. Campus Parent accounts are created by the Campus Liaison. Find further information at <https://ccsd.net/parents/infinite-campus.php>.

Instructions-How to Access a Campus Parent Account


PATH: Campus Parent

1. Contact the student's school Campus Liaison to create a new account (e.g., username and password).
2. Navigate to <https://campus.ccsd.net/campus/portal> or the Mobile App.
3. Select **Campus Parent**.
4. Enter the **Parent Username** and **Password**.
5. (Optional) Select **Stay logged in** to avoid logging in each time the mobile app is launched.
6. Select **Log In**.
7. Prompts to change the Password and add an Account Security Email appear upon the initial login.
8. An email notification will be sent to the Account Security Email.
9. Validate the Infinite Campus User Account email address.



(Optional) Instructions-Install Campus Parent/Campus Student Mobile App

1. Download the application from the Apple App Store or Google Play Store.
2. Enter **CCSD** as the **District Name**.
3. Choose **Nevada**.
4. Select **Search District**.
5. Select **Clark County**.



Contact Information

Contact the Portal Help Desk at portalsupport@nv.ccsd.net or call (702) 799-7678 for assistance.